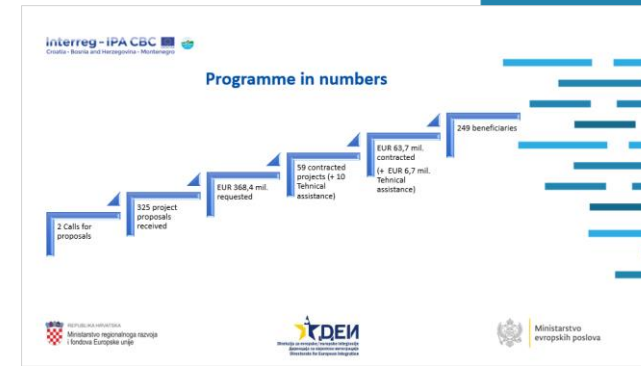
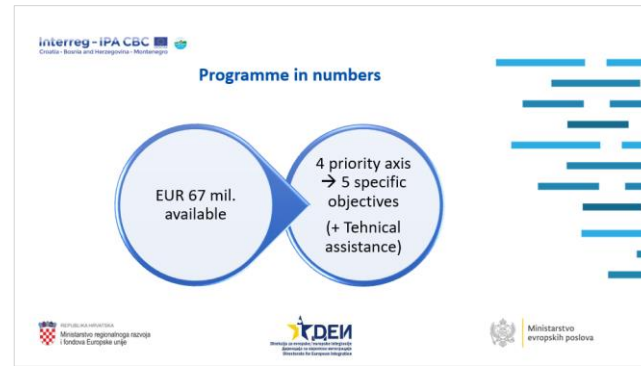


# Interreg IPA CBC Croatia – Bosnia and Herzegovina – Montenegro 2014 – 2020

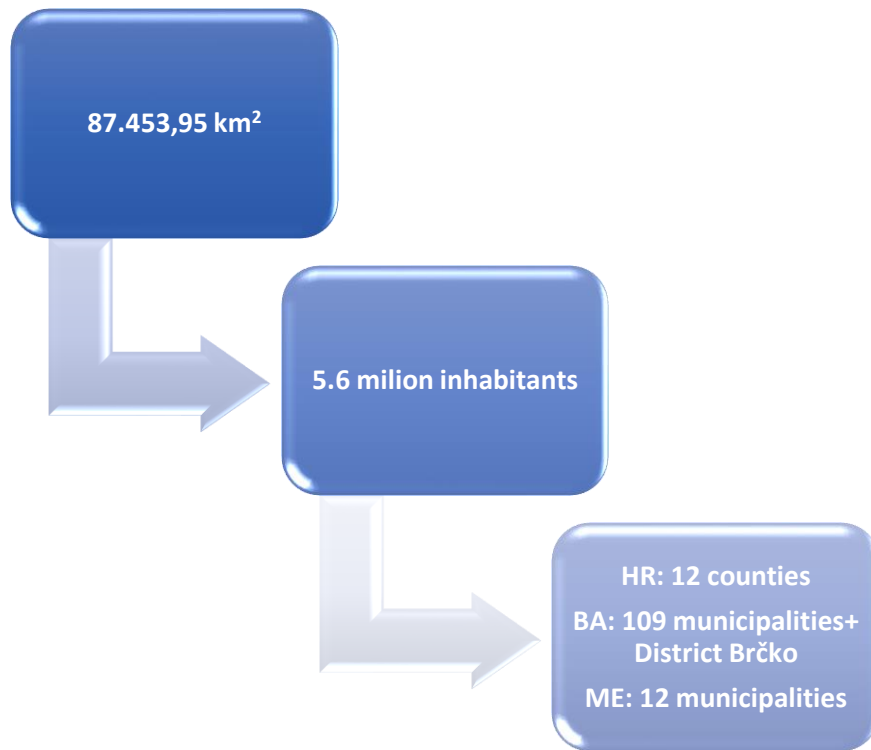
## Programme implementation State of Play

**9<sup>th</sup> JMC Meeting 14-20**  
**Mostar, Bosnia and Herzegovina**  
**23 – 24 April 2024**

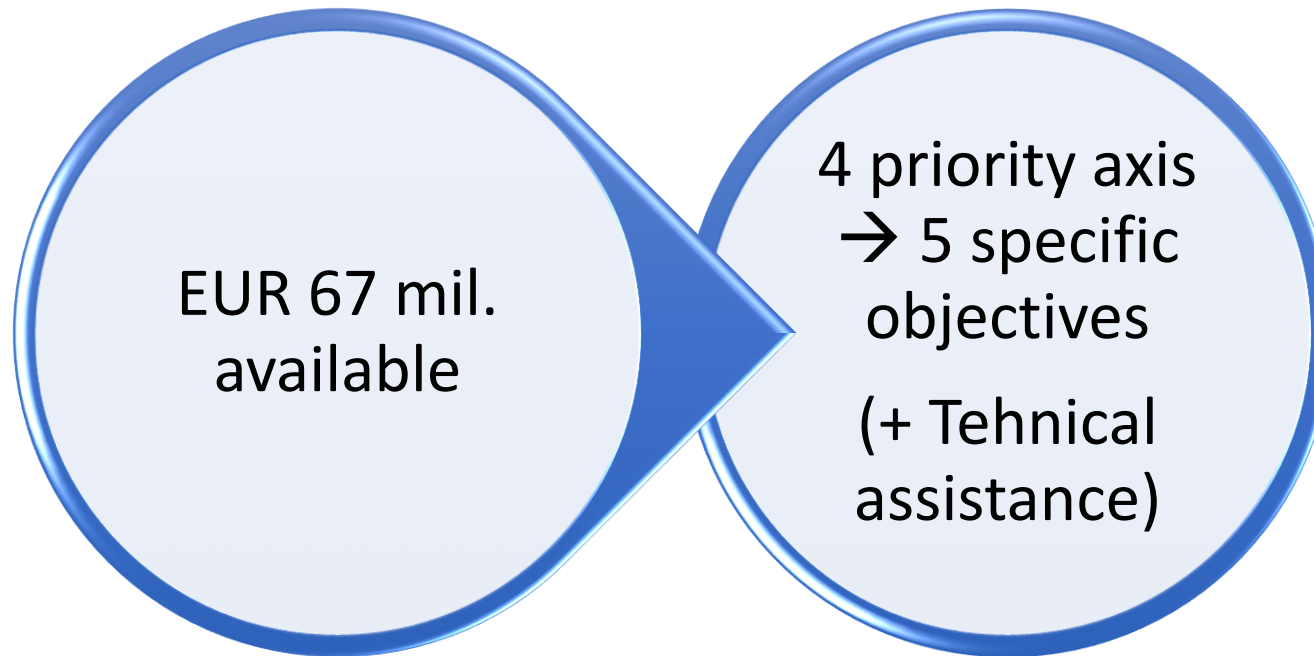
# Overview of the Programme



## Programme area



## Programme in numbers



## Programme in numbers



# Priority Axes

PO 1



PO2



PO3



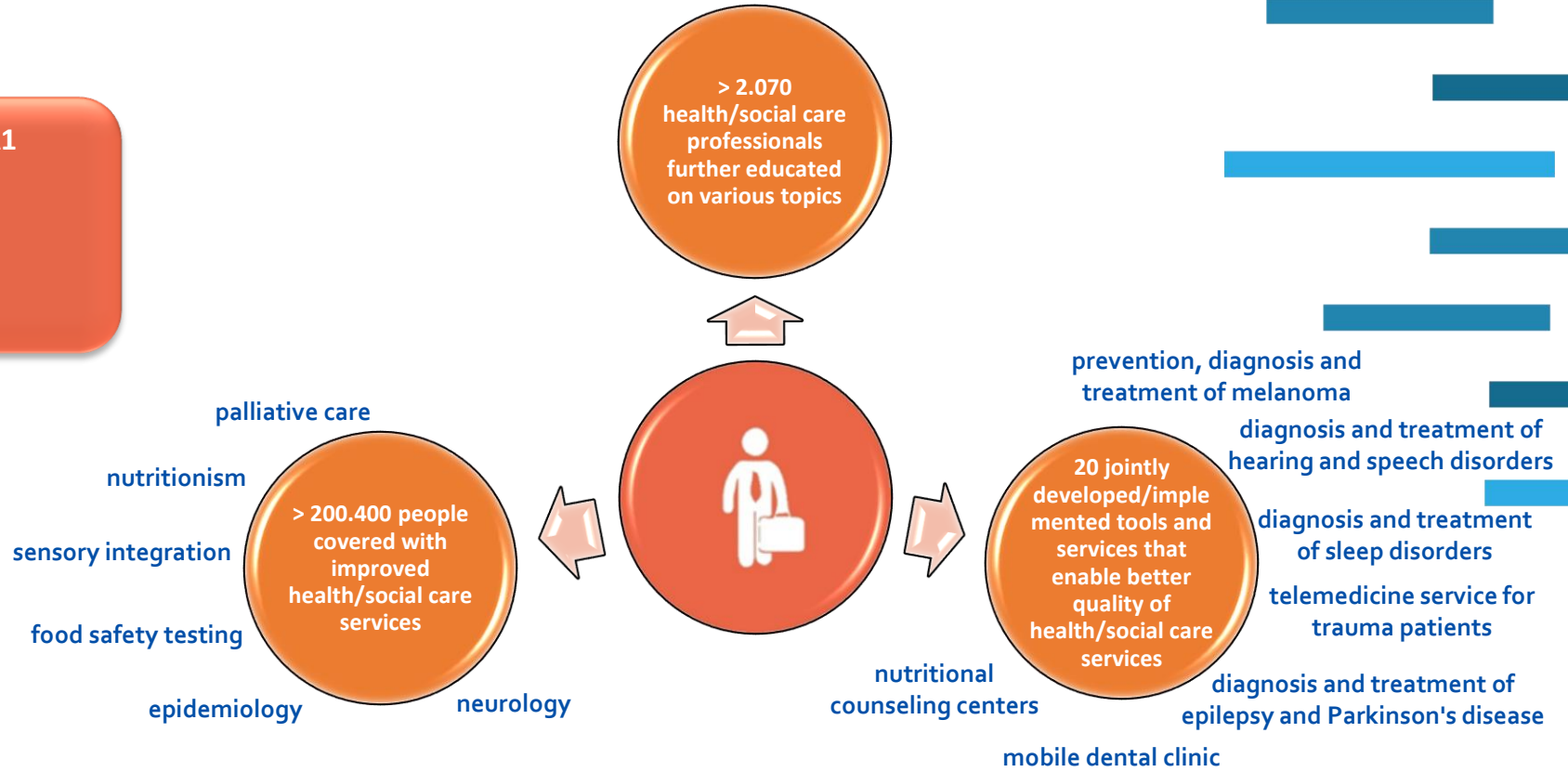
PO4



# Priority Axis 1

## Improving the quality of the services in public health and social care sector

- 12.178.673 EUR allocated to PA1
- 17 projects contracted
- 99,94% spent so far
- 3 Programme output indicators

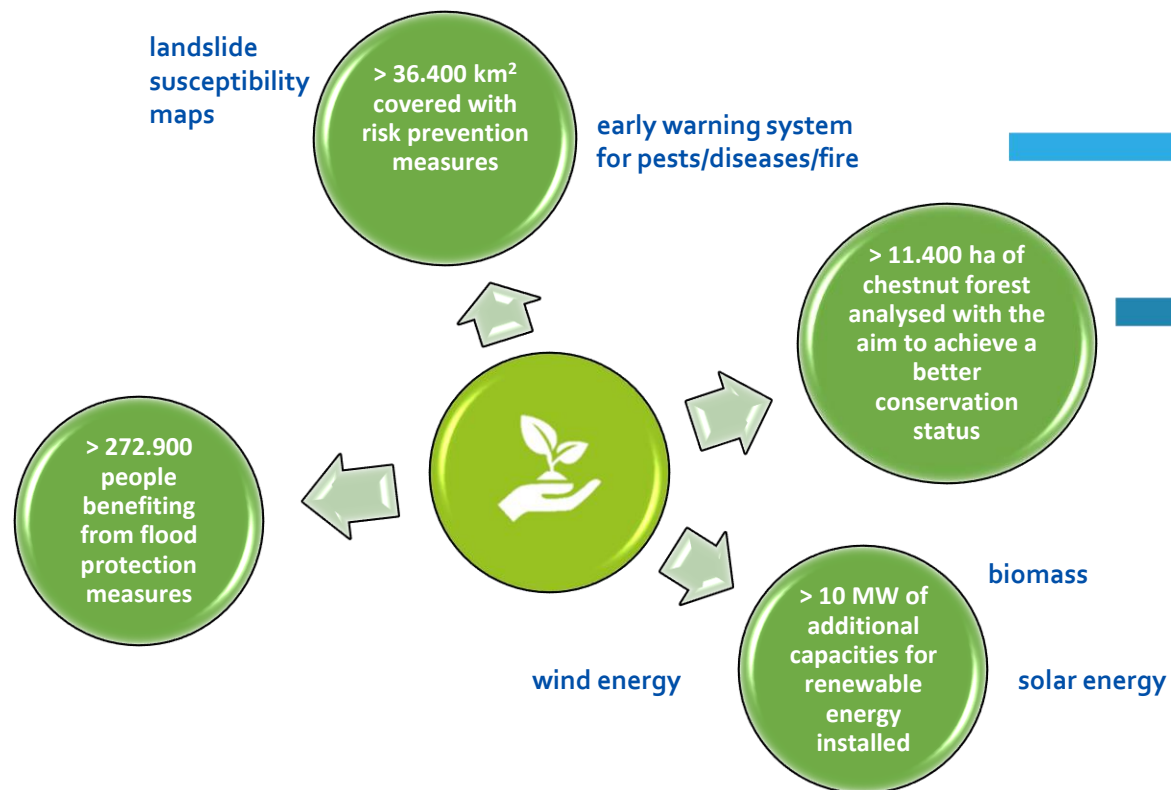




## Priority Axis 2

### Protecting the environment and nature, improving risk prevention and promoting sustainable energy and energy efficiency

- 15.865.277 EUR allocated to PA2
- 14 projects contracted
- 95,74% spent so far
- 3+1 Programme output indicators

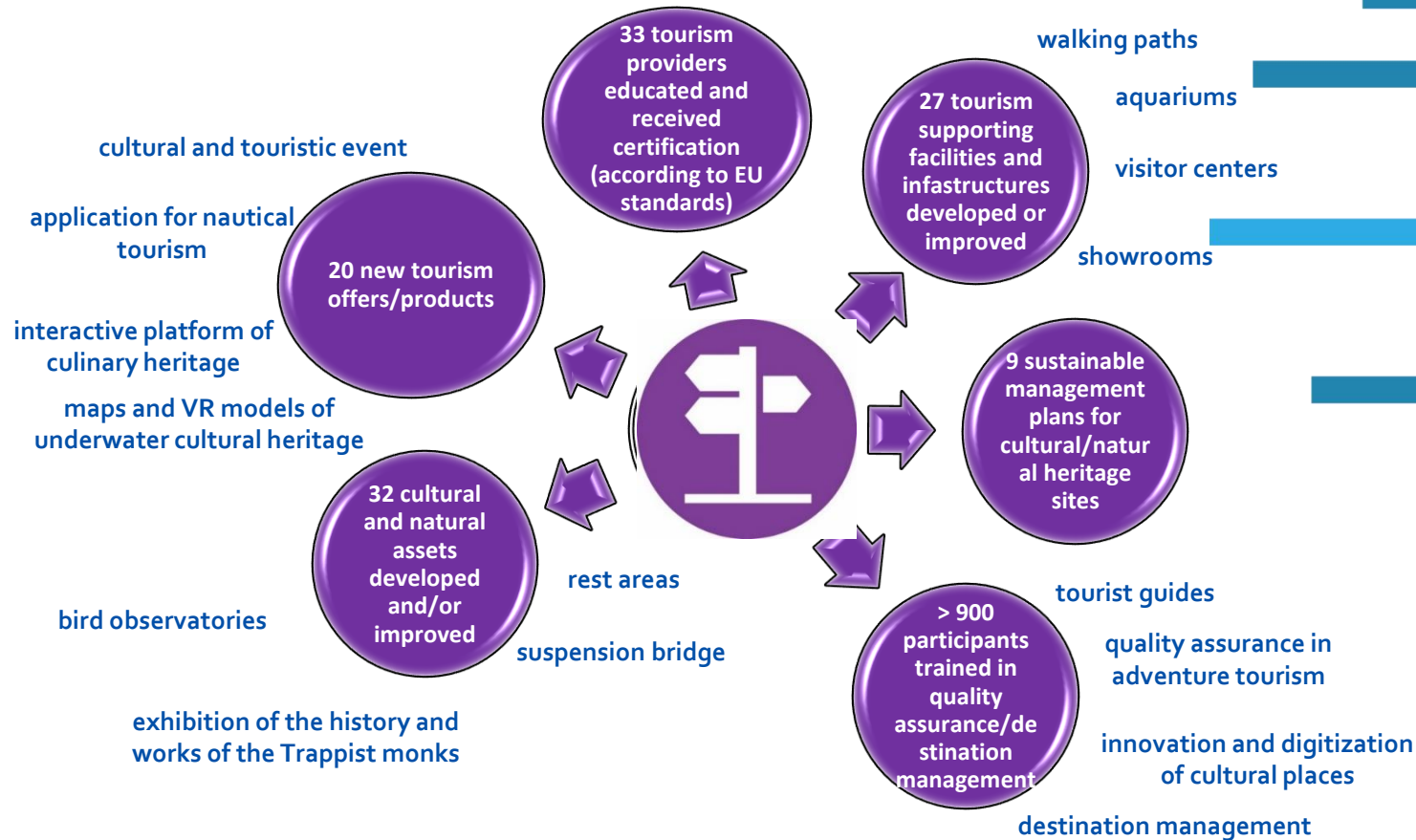




# Priority Axis 3

## Contributing to the development of tourism and preserving cultural and natural heritage

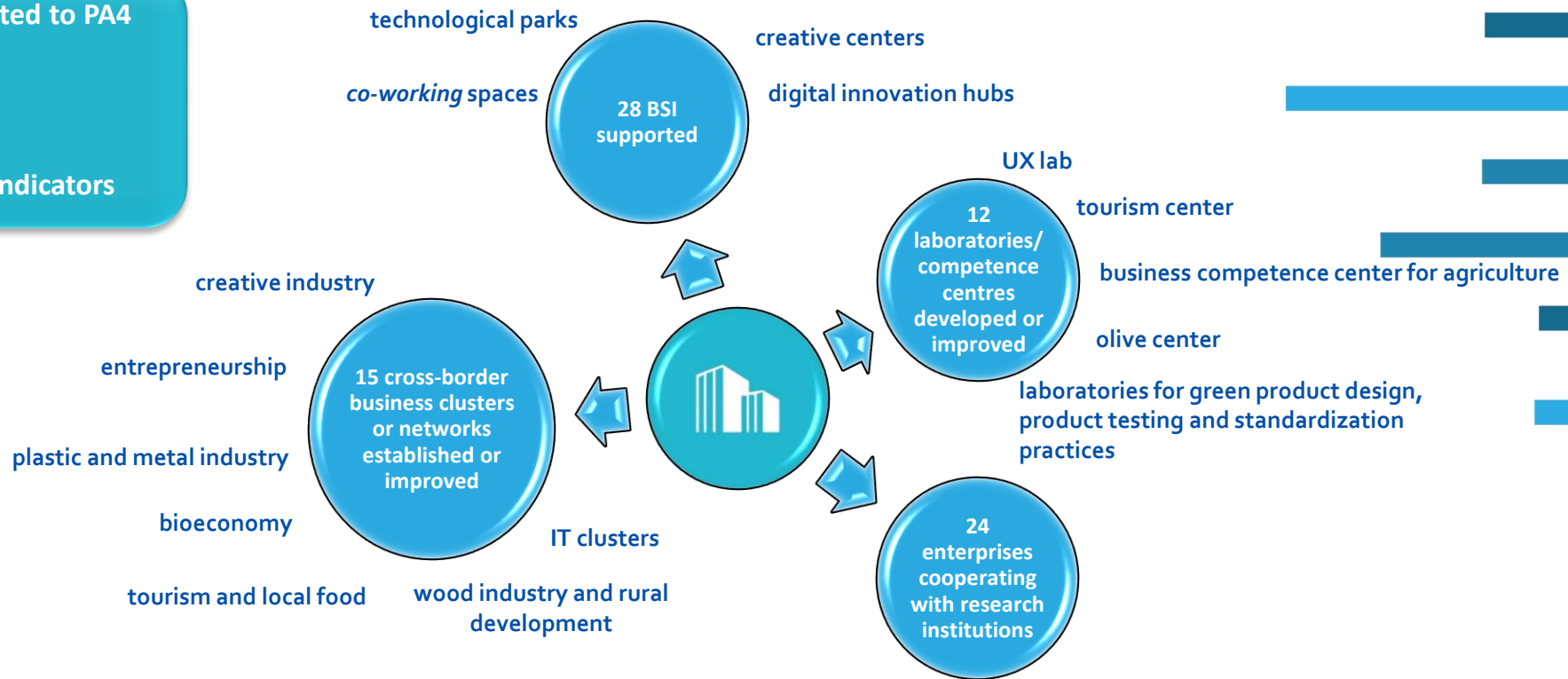
- 19.580.592 EUR allocated to PA3
- 14 projects contracted
- 92,75% spent so far
- 6 Programme output indicators





# Priority Axis 4

## Enhancing competitiveness and developing business environment in the programme area

- 12.899.973 EUR allocated to PA4
- 14 projects contracted
- 97,98% spent so far
- 4 Programme output indicators



# Calls for Proposals



**1<sup>st</sup> Call for Proposals (TA excluded)**

	CONTRACTED (EU SHARE EUR)	REPORTED (Total EUR)	FC CERTIFIED (Total EUR)	CA CERTIFIED (Total EUR)	PAID TO PROJECTS (EU SHARE EUR)
PA 1	3.446.758,00	3.397.000,25	2.272.202,71	3.302.146,97	2.804.078,50
PA 2	6.070.330,87	6.827.977,30	6.688.338,74	6.634.238,34	5.871.524,76
PA 3	1.087.253,65	7.188.453,60	6.735.495,36	6.670.307,28	5.574.087,25
PA 4	5.038.144,62	5.788.230,90	5.728.634,15	5.728.575,36	4.860.451,67
<b>TOTAL</b>	<b>20.589.718,00</b>	<b>28.191.721,30</b>	<b>22.413.742,36</b>	<b>22.339.349,98</b>	<b>18.962.342,18</b>

**EUR 18,98 mil. paid to beneficiaries**

Ministarstvo evropskih poslova

**2<sup>nd</sup> Call for proposals state of play (TA excluded)**





	CONTRACTED (EU SHARE EUR)	REPORTED (Total EUR)	FC CERTIFIED (Total EUR)	CA CERTIFIED (Total EUR)	PAID TO PROJECTS (EU SHARE EUR)
PA 1	8.106.536,79	9.247.938,00	8.062.958,84	8.903.375,00	7.518.866,38
PA 2	8.287.223,05	9.348.974,22	8.507.638,74	8.055.207,21	7.271.951,02
PA 3	10.874.855,41	12.452.070,48	12.218.045,33	11.866.455,89	9.752.130,34
PA 4	6.283.252,05	7.100.513,86	7.052.060,85	6.932.260,40	5.875.460,17
<b>TOTAL</b>	<b>33.441.867,30</b>	<b>38.148.496,56</b>	<b>36.740.663,76</b>	<b>35.822.338,50</b>	<b>30.418.427,91</b>

**EUR 30,43 mil. paid to beneficiaries**

Cut off date: 15/4/2024

Ministarstvo evropskih poslova

# Summary of the 1<sup>st</sup> Call for Proposals

<p><b>PA1</b></p>  <p><b>We CARE</b> <b>Q-Access-HC</b> <b>SLEEP MEDICINE</b> <b>MELAdetect</b> <b>NeurNet</b> <b>PALL NET</b></p>	<p><b>PA2</b></p>  <p><b>SMART SCHOOLS</b> <b>safEarth</b> <b>RENEW HEAT</b> <b>Chestnut</b> <b>PESCAR</b> <b>RMPPPI</b> <b>IRENE</b></p>
<p><b>PA3</b></p>  <p><b>Heritage route</b> <b>Becharac &amp; Ganga</b> <b>Fortress ReInveneted</b> <b>ADRIATIC CANYONING</b> <b>RiTour</b></p>	<p><b>PA4</b></p>  <p><b>competenceNET</b> <b>Invest in LOG</b> <b>CODE</b> <b>COMPETE PLAMET</b> <b>STRONGER</b> <b>BACAR</b></p>



## 1<sup>st</sup> Call for Proposals (TA excluded)

	<b>CONTRACTED (EU share EUR)</b>	<b>REPORTED (Total EUR)</b>	<b>FLC CERTIFIED (Total EUR)</b>	<b>CA CERTIFIED (Total EUR)</b>	<b>PAID TO PROJECTS (EU SHARE EUR)</b>
<b>PA 1</b>	3.446.758,90	3.397.000,21	3.272.291,71	3.302.144,97	2.804.078,50
<b>PA 2</b>	6.070.330,87	6.827.977,10	6.698.335,74	6.634.231,34	5.637.524,76
<b>PA 3</b>	5.987.293,61	7.148.453,69	6.716.481,96	6.675.397,39	5.674.087,25
<b>PA 4</b>	5.004.334,62	5.788.290,30	5.726.633,15	5.726.575,36	4.866.651,67
<b>TOTAL</b>	<b>20.508.718,00</b>	<b>23.161.721,30</b>	<b>22.413.742,56</b>	<b>22.338.349,06</b>	<b>18.982.342,18</b>

**EUR 18,98  
mil. paid to  
beneficiaries**

# Summary of the 2<sup>nd</sup> Call for Proposals

<p><b>PA1</b> </p> <p><b>ASIQ</b> IMPACT LAB-OP RACE MADE ON TIME TELE.DOC</p> <p><b>INCLUSIVE PLAY</b> HEPSC ERI HEALTH ER2=ES2</p>	<p><b>PA2</b> </p> <p><b>FLOOD&amp;FIRE</b> I.N.G.R.I.D. WOOD KEY</p> <p><b>RESPONSA</b> SMART SCHOOLS 2 SAFE TOGETHER INER</p>
<p><b>PA3</b> </p> <p><b>CUHa CHA</b> FORTITUDE WRECKS4ALL EXCHANGE ĆIRO II</p> <p><b>HERITAGE REVIVED</b> NAUTICA CBC ePATH PA.CON</p>	<p><b>PA4</b> </p> <p><b>INnovaNet</b> centrikomNET GreenCBC CREATIVE@CBC Development through DIHs CROWN 2CODE</p> <p><b>COOPER</b></p>





## 2<sup>nd</sup> Call for proposals state of play (TA excluded)


	CONTRACTED (EU Share EUR)	REPORTED (Total EUR)	FLC CERTIFIED (Total EUR)	CA CERTIFIED (Total EUR)	PAID TO PROJECTS (EU SHARE EUR)
PA 1	8.196.536,79	9.267.998,69	8.962.996,84	8.869.375,00	7.538.446,38
PA 2	8.287.223,55	9.168.974,22	8.507.638,73	8.555.237,21	7.271.951,02
PA 3	10.874.855,43	12.452.979,48	12.268.685,33	11.486.459,89	9.752.190,34
PA 4	6.283.292,95	7.190.513,84	7.002.660,85	6.912.283,49	5.875.440,17
<b>TOTAL</b>	<b>33.641.908,72</b>	<b>38.080.466,23</b>	<b>36.741.981,75</b>	<b>35.823.355,59</b>	<b>30.438.027,91</b>

**Cut off  
date:  
15/4/2024**


**EUR 30,43  
mil. paid to  
beneficiaries**





# Programme Finances


interreg - IPA CBC  Programme Level (Cumulative data)

	PROGRAMME LEVEL (cut off date 15 April 2024)				
	PA 1	PA 2	PA 3	PA 4	PA 5
Funds allocated per PA (Total)	12.178.673,00	15.985.277,00	19.580.592,00	12.899.973,00	6.406.275,00
Funds allocated per PA (EU share)	10.350.654,00	13.483.899,00	16.641.545,00	10.963.687,00	5.444.693,12
CA certified (Total)	12.171.519,97	15.189.468,95	18.161.687,28	12.638.856,85	5.914.128,79
Paid to beneficiaries (EU share)	10.342.524,88	12.909.475,78	15.426.277,59	10.742.091,84	5.027.008,97
Absorption rate per PA (%)	99,94	95,74	92,75	97,98	92,32
Funds available for the Programme (Total)	66.936.790,00				
Funds available for the Programme (EU share)	56.884.478,12				
CA certified on Programme level (Total)	64.075.833,44				
Paid to beneficiaries (EU share)	54.447.379,06				
Programme absorption rate (%)	95,71				

 REPUBLIKA HRVATSKA  
Ministarstvo regionalnoga razvoja i fondova Europske unije


 TDEM  
Direkcija za evropske/europske integracije  
Directorate for European Integration


 Republika Crna Gora  
Ministarstvo evropskih poslova


interreg - IPA CBC  CALCULATION OF THE AUTOMATIC DECOMMITMENT FOR IPA II PROGRAMMES

OP	Financial appropriations in EUR*	N+3 target for OP	Financial allocations to be claimed by year (cumulative)	Cumulative amount of the pre-financing	EU contribution in the payment application submitted to meet N+3 target (cumulative)	EU contribution in the payment applications submitted to meet N+3 target (annual)
2014						
2015	4.139.408,00					
2016	5.914.128,79					
2017	13.575.808,00					
2018	10.955.680,00	4.139.408,00	4.139.408,00	11.813.276,00	0,00	0,00
2019	11.174.784,00	5.914.128,79	10.050.744,00		0,00	0,00
2020	11.398.290,00	10.575.808,00	20.626.552,00		11.813.276,00	11.813.276,00
2021	10.995.680,00	14.582.232,00	35.209.284,00		22.768.958,00	20.955.680,00
2022	11.212.784,00	48.127.058,00	83.337.058,00		33.843.750,00	11.174.784,00
2023	11.398.290,00	37.495.336,00	120.832.394,00		45.342.040,00	11.398.290,00
2024						
<b>Total</b>	<b>57.195.316,00</b>	<b>57.195.316,00</b>			<b>11.813.276,00</b>	<b>57.195.316,00</b>

- \* Amounts in red must be claimed from EC every year in order to avoid automatic decommitment
- By the end of 2023, the Programme had to claim EUR 45.342.040,00 (EU share) cumulatively to meet the N+3 target
- EUR 52.460.448,36 (EU share) claimed by 31 December 2023

 REPUBLIKA HRVATSKA  
Ministarstvo regionalnoga razvoja i fondova Europske unije

 TDEM  
Direkcija za evropske/europske integracije  
Directorate for European Integration

 Republika Crna Gora  
Ministarstvo evropskih poslova



## Programme Level (Cumulative data)

PROGRAMME LEVEL (cut off date 15 April 2024)					
	PA 1	PA 2	PA 3	PA 4	PA5
<b>Funds allocated per PA (Total)</b>	12.178.673,00	15.865.277,00	19.580.592,00	12.899.973,00	6.406.275,00
<b>Funds allocated per PA (EU share)</b>	10.350.654,00	13.483.899,00	16.641.545,00	10.963.687,00	5.444.693,12
<b>CA certified (Total)</b>	12.171.519,97	15.189.468,55	18.161.857,28	12.638.858,85	5.914.128,79
<b>Paid to beneficiaries (EU share)</b>	10.342.524,88	12.909.475,78	15.426.277,59	10.742.091,84	5.027.008,97
<b>Absorbtion rate per PA (%)</b>	<b>99,94</b>	<b>95,74</b>	<b>92,75</b>	<b>97,98</b>	<b>92,32</b>
<b>Funds available for the Programme (Total)</b>	<b>66.930.790,00</b>				
<b>Funds available for the Programme (EU share)</b>	<b>56.884.478,12</b>				
<b>CA certified on Programme level (total)</b>	<b>64.075.833,44</b>				
<b>Paid to beneficiaries (EU share)</b>	<b>54.447.379,06</b>				
<b>Programme absorbtion rate (%)</b>	<b>95,73</b>				

## CALCULATION OF THE AUTOMATIC DECOMMITMENT FOR IPA II PROGRAMMES

OP						
Year	Financial appropriation in EUR*	N+3 target for OP	Financial allocations to be claimed by year (cumulatively)	Cumulative amount of the pre-financing	EU contribution in the payment application submitted to meet N+3 target (cumulatively)	EU contribution in the payment applications submitted to meet N+3 target (annually)
2014						
2015	4.139.408,00					
2016	5.911.336,00					
2017	13.575.808,00					
2018	10.955.680,00	4.139.408,00	4.139.408,00	11.813.276,00	0,00	0,00
2019	11.174.794,00	5.911.336,00	10.050.744,00		0,00	0,00
2020	11.398.290,00	13.575.808,00	23.626.552,00		11.813.276,00	11.813.276,00
2021		10.955.680,00	34.582.232,00		22.768.956,00	10.955.680,00
2022		11.174.794,00	45.757.026,00		33.943.750,00	11.174.794,00
2023		11.398.290,00	57.155.316,00		45.342.040,00	11.398.290,00
2024						11.813.276,00
<b>Total</b>	<b>57.155.316,00</b>	<b>57.155.316,00</b>		<b>11.813.276,00</b>		<b>57.155.316,00</b>




- Amounts in red must be claimed from EC every year in order to avoid automatic decommitment
- By the end of **2023**, the Programme had to claim **EUR 45.342.040,00 (EU share)** cumulatively to meet the N+3 target
- **EUR 52.460.448,36 (EU share)** claimed by 31 December 2023

# Progress in achieving Programme indicators

**interreg - IPA CBC**  
Croatia - Bosnia and Herzegovina - Montenegro

**Programme output indicators**  
Progress towards the 2023 targets




Priority Axis 1 (PA)	Specific Objectives (SO)	Programme output indicator	Target value 2023	Achieved	% of completion
Improving the quality of the services in public health and social care sector	1.1. To improve the quality of the services in public health and social care sector across the border	Number of jointly developed and/or implemented tools and services that enable better quality of health and/or social care services	13	20	154%
		Number of participants in joint education and training schemes on health and/or social care	935	2.077	223%
		Population covered with improved health and/or social care services (20*)	130.000	200.435	154%

**interreg - IPA CBC**  
Croatia - Bosnia and Herzegovina - Montenegro

**Programme output indicators**  
Progress towards the 2023 targets




Priority Axis 3 (PA)	Specific Objectives (SO)	Programme output indicator	Target value 2023	Achieved	% of completion
Contributing to the development of tourism and promoting cultural and natural heritage	3.1. To strengthen and identify the tourism offer through cross-border approaches and to enable better management and sustainable use of cultural and natural heritage	Number of joint tourist offers/projects developed and/or implemented and promoted	23	20	87%
		Number of tourism providers with (international) certification and standards	10	11	100%
		Number of tourism supporting facilities and/or tourism infrastructure developed and/or improved	13	27	208%
		Number of sustainable management plans for cultural and natural heritage sites developed and/or implemented	7	9	129%
		Number of participants involved in quality assurance, certification cultural and natural heritage and destination management	427	963	226%
		Number of cultural and natural assets developed and/or improved	28	32	114%

**interreg - IPA CBC**  
Croatia - Bosnia and Herzegovina - Montenegro

**Programme output indicators**  
Progress towards the 2023 targets




Priority Axis 2 (PA)	Specific Objectives (SO)	Programme output indicator	Target value 2023	Achieved	% of completion
Protecting the environment and biodiversity, improving risk prevention and promoting sustainable energy and energy efficiency	2.1. To promote and improve environment and nature protection and management systems for risk prevention	Surface area of habitats supported in order to attain a better conservation status (ha)	11.400	11.401,78	100%
		Area covered by improved emergency preparedness and risk prevention systems (km <sup>2</sup> )	26.300	36.469,63	139%
		Population benefiting from flood protection measures (20*)	350.000	272.906	82%
	2.2. To promote utilization of renewable energy resources and energy efficiency	Additional capacity of renewable energy production (MW)	3,5	10,17	291%

**interreg - IPA CBC**  
Croatia - Bosnia and Herzegovina - Montenegro

**Programme output indicators**  
Progress towards the 2023 targets

Priority Axis 4 (PA)	Specific Objectives (SO)	Programme output indicator	Target value 2023	Achieved	% of completion
Enhancing competitiveness and developing business environment in the programme area	4.1. To enhance institutional infrastructure and services in order to establish the competitiveness and development of business environment in the programme area	Number of cross-border business clusters and/or networks developed and/or implemented	11	15	136%
		Number of business support institutions supported	20	28	140%
		Number of laboratories and/or competence centres jointly used by the entrepreneurs developed or improved	16	12	75%
		Number of enterprises and business support institutions cooperating with research institutions (20)	23	24	104%

## Programme output indicators

### Progress towards the 2023 targets

Priority Axis 1 (PA)	Specific Objectives (SO)	Programme output indicator	Target value 2023	Achieved	% of completion
Improving the quality of the services in public health and social care sector	1.1. To improve the quality of the services in public health and social care sector across the borders	Number of jointly developed and/or implemented tools and services that enable better quality of health and/or social care services	13	20	154%
		Number of participants in joint education and training schemes on health and/or social care	935	2.077	221%
		Population covered with improved health and/or social care services (CI)*	130.000	200.435	154%



## Programme output indicators

### Progress towards the 2023 targets

Priority Axis 2 (PA)	Specific Objectives (SO)	Programme output indicator	Target value 2023	Achieved	% of completion
Protecting the environment and biodiversity, improving risk prevention and promoting sustainable energy and energy efficiency	2.1. - To promote and improve environment and nature protection and management systems for risk prevention	Surface area of habitats supported in order to attain a better conservation status (ha)	11.400	11.401,78	100%
		Area covered by improved emergency preparedness and risk prevention systems (km <sup>2</sup> )	26.300	36.469,63	139%
		Population benefiting from flood protection measures (CI)*	150.000	272.906	182%
	2.2. - To promote utilization of renewable energy resources and energy efficiency	Additional capacity of renewable energy production (MW)	3,5	10,17	291%

## Programme output indicators

### Progress towards the 2023 targets

Priority Axis 3 (PA)	Specific Objectives (SO)	Programme output indicator	Target value 2023	Achieved	% of completion
Contributing to the development of tourism and preserving cultural and natural heritage	3.1. To strengthen and diversify the tourism offer through cross border approaches and to enable better management and sustainable use of cultural and natural heritage	Number of joint tourism offers/products developed and/or implemented and promoted	23	20	87%
		Number of tourism providers with (international) certifications and standards	33	33	100%
		Number of tourism supporting facilities and/or tourism infrastructure developed and/or improved	13	27	208%
		Number of sustainable management plans for cultural and natural heritage sites developed and/or implemented	7	9	129%
		Number of participants trained in quality assurance, standardisation on cultural and natural heritage and destination management	427	963	226%
		Number of cultural and natural assets developed and/or improved	28	32	114%

## Programme output indicators

### Progress towards the 2023 targets

Priority Axis 4 (PA)	Specific Objectives (SO)	Programme output indicator	Target value 2023	Achieved	% of completion
Enhancing competitiveness and developing business environment in the programme area	4.1. To enhance institutional infrastructure and services in order to accelerate the competitiveness and development of business environment in the programme area	Number of cross-border business clusters and/or networks developed and/or implemented	11	15	136%
		Number of business support institutions supported	20	28	140%
		Number of laboratories and/or competence centres jointly used by the entrepreneurs developed or improved	16	12	75%
		Number of enterprises and business support institutions cooperating with research institutions (CI)	23	24	104%

# Programme tasks and audits



**PROGRAMME AUDITS**

**9th accounting year (1 July 2022 – 30 June 2023):**

- 2 audits of operations:
  - \*1 Audit of certified expenditures from 1 July 2022 to 31 December 2022
  - \*Performed from February to September 2023
  - \*Topics: Development through DPO, SMART SCHOOLS 2, ER-leader, INK, NEPC, and WRECKWALL
- \*2 Audit of certified expenditures from 1 January 2023 to 30 June 2023
- \*Performed from July 2023 to January 2024
- \*Topics: CROIE, RELEDO, Development through DPO, MULTICAC, and FACON

\*Audit of accounts successfully completed before the submission of accounts for the 9th accounting year (due 15 February 2024)

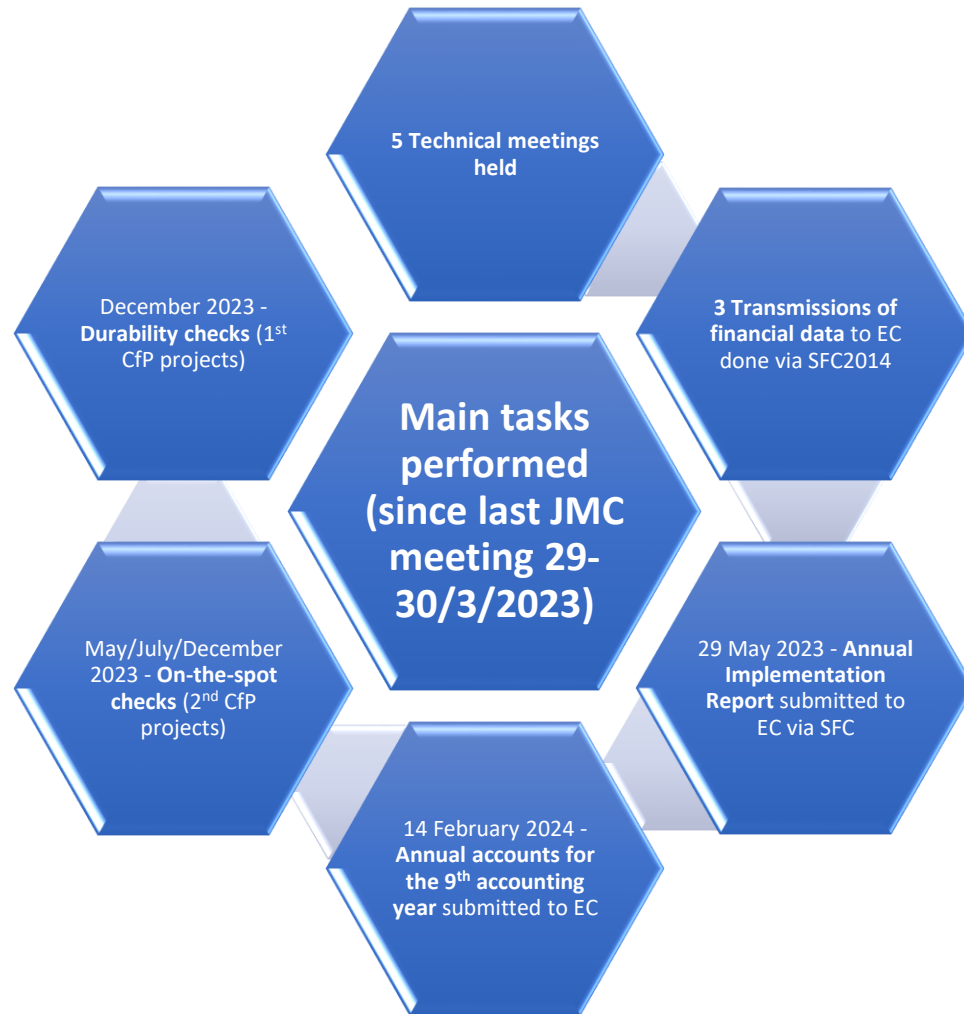
\*Based on the Final Report of the Audit of operations for the 9th accounting year, an extrapolated financial correction was applied on the Programme based on total amount of EUR 118.679,00

\* All findings are closed

**10th accounting year (1 July 2023 – 30 June 2024):**

- \*Ongoing audit of operations:
  - \*Audit of certified expenditures from 1 July 2023 to 31 December 2023
  - \*Started in February 2024
  - \*Topics: SMART SCHOOLS 2, ePATN, Food & Piv, INCLUSIVE LEAD, SAFE TOGETHER, FACON, and HeritageMUSEUM

**ALL FINDINGS FROM PREVIOUS AUDITS ARE CLOSED TOO**



## PROGRAMME AUDITS

### 9<sup>th</sup> accounting year (1 July 2022 – 30 June 2023):

- **2 audits of operations:**
  - 1.) Audit of certified expenditures from 1 July 2022 to 31 December 2022
    - Performed from February to September 2023
    - Projects: Development through DIHs, SMART SCHOOLS 2, ERI-Health, INER, HEPSC, and WRECKS4ALL
  - 2.) Audit of certified expenditures from 1 January 2023 to 30 June 2023
    - Performed from July 2023 to January 2024
    - Projects: ĆIRO II, TELE.DOC, Development through DIHs, NAUTICA CBC, and PA.CON
- **Audit of accounts successfully completed** before the submission of accounts for the 9<sup>th</sup> accounting year (due 15 February 2024)
- Based on the Final Report of the Audit of operations for the 9<sup>th</sup> accounting year, **an extrapolated financial correction was applied on the Programme level in total amount of EUR 318.670,00**
- **All findings are closed**

### 10<sup>th</sup> accounting year (1 July 2023 – 30 June 2024):

- **Ongoing audit of operations:**
  - Audit of certified expenditures from 1 July 2023 to 31 December 2023
  - started in February 2024
  - Projects: SMART SCHOOLS 2, ePATH, Flood & Fire, INCLUSIVE PLAY, SAFE TOGETHER, PA.CON, and HeritageREVIVED

**ALL FINDINGS  
FROM  
PREVIOUS  
AUDITS ARE  
CLOSED TOO**



REPUBLIKA HRVATSKA

Ministarstvo regionalnoga razvoja  
i fondova Europske unije



Ministarstvo  
evropskih poslova



# Visibility and outreach

interreg - IPA CBC   
Croatia - Bosnia and Herzegovina - Montenegro

### Visibility and outreach



Project Wrecksfall joined last year's celebration of "European Maritime Day in my country" with an "Open Door Day" (April 2022)



Some projects (e.g. FORTITUDE and MISTICAL & GEM) participated at part of the Day of the Open Doors of EU Projects (May 2022)



Interreg Cooperation Day 2022 in Puffica (September 2022)



Interreg Cooperation Day 2022 in Šibenik (September 2022)

interreg - IPA CBC   
Croatia - Bosnia and Herzegovina - Montenegro

### Visibility and outreach



The Programme was presented at the European Week of Regions and Cities (October 2022)



The project CREATIVE@CBC was presented at the European Week of Regions and Cities (October 2022)



Sharing the future together: building on the achievements of Erasmus+ CBC Programmes in Croatia, Bosnia and Herzegovina - Interreg 2014-2020 (The final conference and part 2) December 2022 in Zagreb



2759 followers on social networks, over 775 views per post

# Visibility and outreach



Project Wrecks4all joined last year's celebration of "European Maritime Day in my country" with an "Open Door Day" (April 2023)



Some projects (e.g. FORTITUDE and Becharac & Ganga) participated as part of the Day of the Open Doors of EU Projects (July 2023)



Interreg Cooperation Day 2023 in Pučišća (September 2023)



Interreg Cooperation Day 2023 in Split (September 2023)



# Visibility and outreach



The Programme was presented at the European Week of Regions and Cities (October 2023)



The project CREATIVE@CBC was presented at the European Week of Regions and Cities (October 2023)




Shaping the future together: Reflecting on the achievements of Interreg IPA CBC Programme Croatia – Bosnia and Herzegovina – Montenegro 2014-2020 (The final conference held on 12 December 2023 in Podgorica)



2739 followers on social networks; over 776 views per post





Josipa Relota Kezerić  
Programme Manager  
[josipa.relota@mrfeu.hr](mailto:josipa.relota@mrfeu.hr)

Managing authority  
**Sector for managing**  
**Interreg Cooperation programmes**  
[ma-interreg-ipa](http://ma-interreg-ipa)



REPUBLIKA HRVATSKA

Ministarstvo regionalnoga razvoja  
i fondova Europske unije



Direkcija za evropske/europske integracije  
Дирекција за европске интеграције  
Directorate for European Integration



Ministarstvo  
evropskih poslova